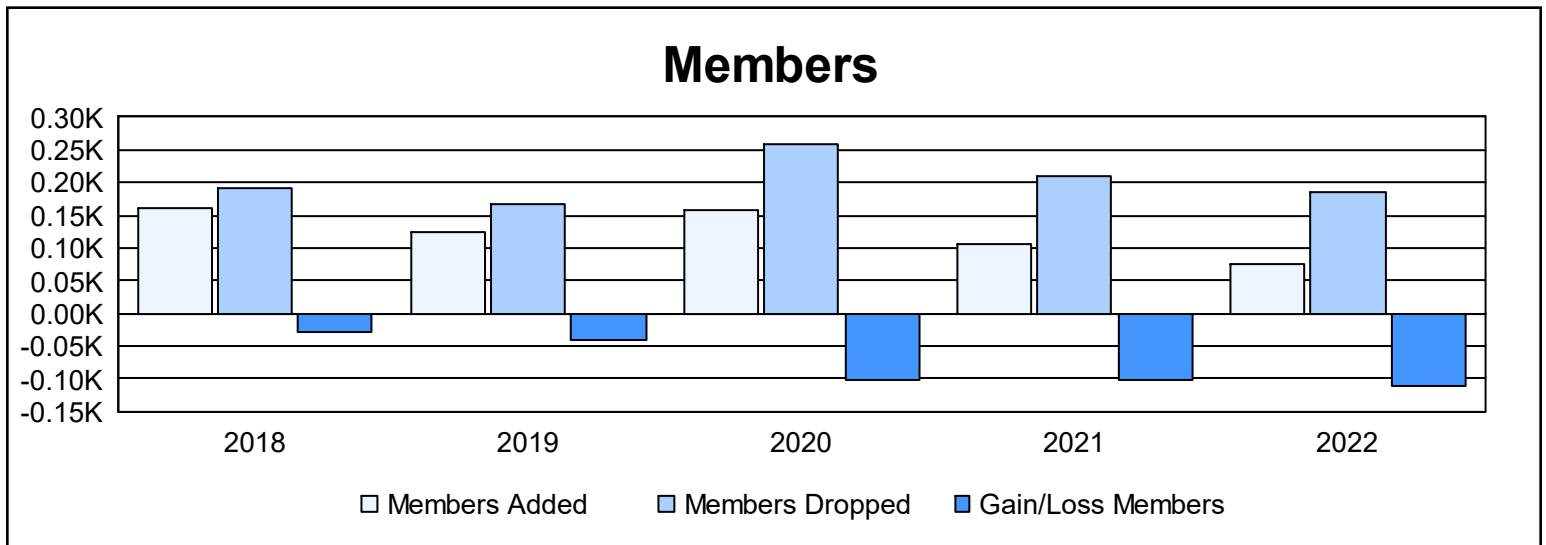
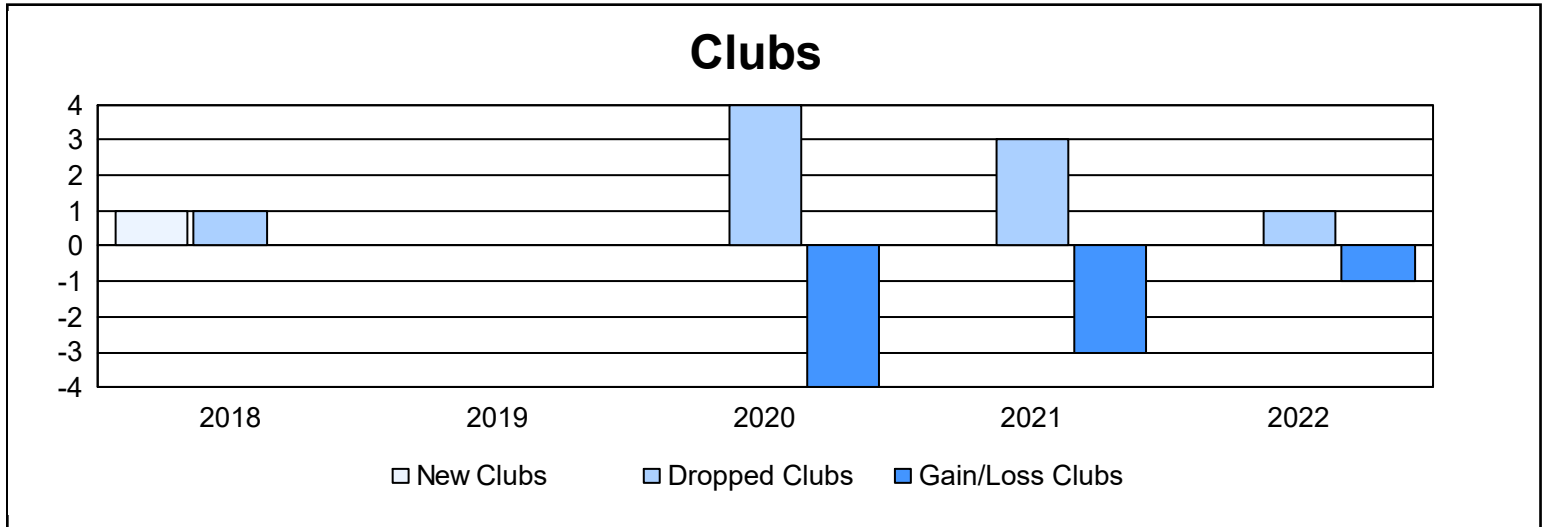
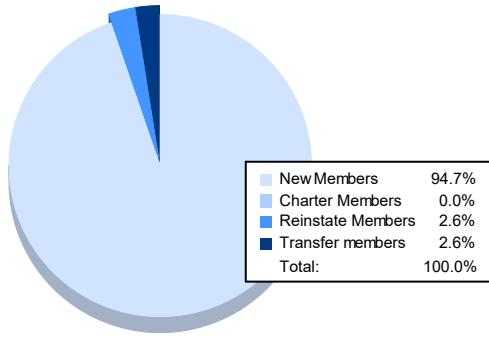


| Year | New Clubs | Dropped Clubs | Gain/ Loss Clubs | New Members | Charter Members | Reinstate Members | Transfer Members | Total Member Added | Total Members Dropped | Gain/ Loss Members |
|----------------|-----------|---------------|------------------|-------------|-----------------|-------------------|------------------|--------------------|-----------------------|--------------------|
| 2017-2018 | 1 | 1 | 0 | 139 | 22 | 1 | 0 | 162 | 191 | -29 |
| 2018-2019 | 0 | 0 | 0 | 120 | 0 | 4 | 1 | 125 | 167 | -42 |
| 2019-2020 | 0 | 4 | -4 | 152 | 0 | 3 | 2 | 157 | 260 | -103 |
| 2020-2021 | 0 | 3 | -3 | 97 | 1 | 2 | 6 | 106 | 209 | -103 |
| 2021-2022 | 0 | 1 | -1 | 72 | 0 | 2 | 2 | 76 | 186 | -110 |
| Average | 0 | 2 | -2 | 116 | 5 | 2 | 2 | 125 | 203 | -77 |



Membership Composition June 2022 Cumulative



Gender Composition June 2022 Cumulative

